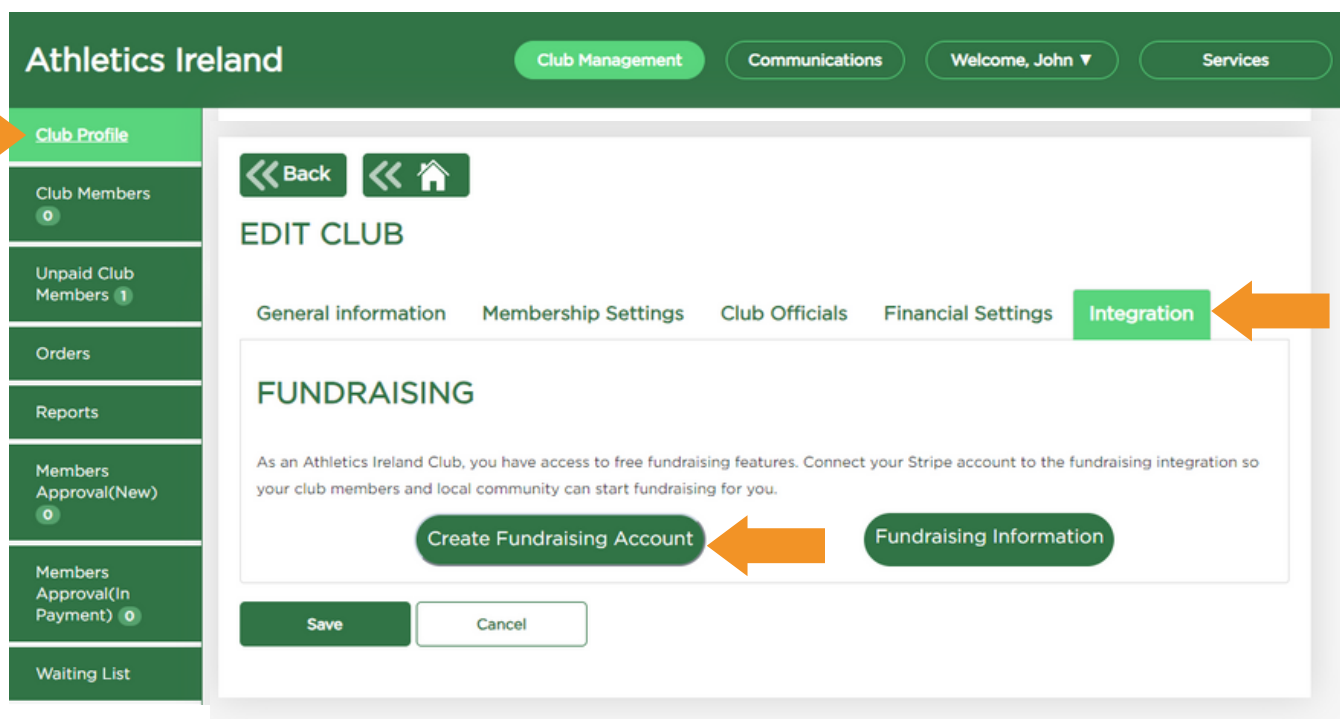


Integrated Fundraising

By using the Athletics Ireland platform to receive club memberships in real-time you now have access to free built in fundraising tools that will allow you to further support and develop your club.

- 1 Log in to: <https://membership.athleticsireland.ie/>
- 2 Click on Club Management > Club Profile > Integration and then Create Fundraising Account.



The screenshot shows the Athletics Ireland Club Management interface. The top navigation bar includes 'Athletics Ireland', 'Club Management', 'Communications', 'Welcome, John', and 'Services'. The left sidebar lists various club management options, with 'Club Profile' highlighted. The main content area is titled 'EDIT CLUB' and features several tabs: 'General information', 'Membership Settings', 'Club Officials', 'Financial Settings', and 'Integration'. The 'Integration' tab is selected and highlighted with an orange arrow. Below the tabs, the 'FUNDRAISING' section is visible, containing a message about free fundraising features and a 'Create Fundraising Account' button, which is also highlighted with an orange arrow. Other buttons include 'Fundraising Information', 'Save', and 'Cancel'.

Please note, this feature is only available to Clubs that collect both federation and club membership fees through the platform. To convert to Club payments, please contact admin@athleticsireland.ie.

Integrated Fundraising

- 3** Fill in your Club details and click Save. A member of the Eventmaster support team can review and assist with any further customisation if required.

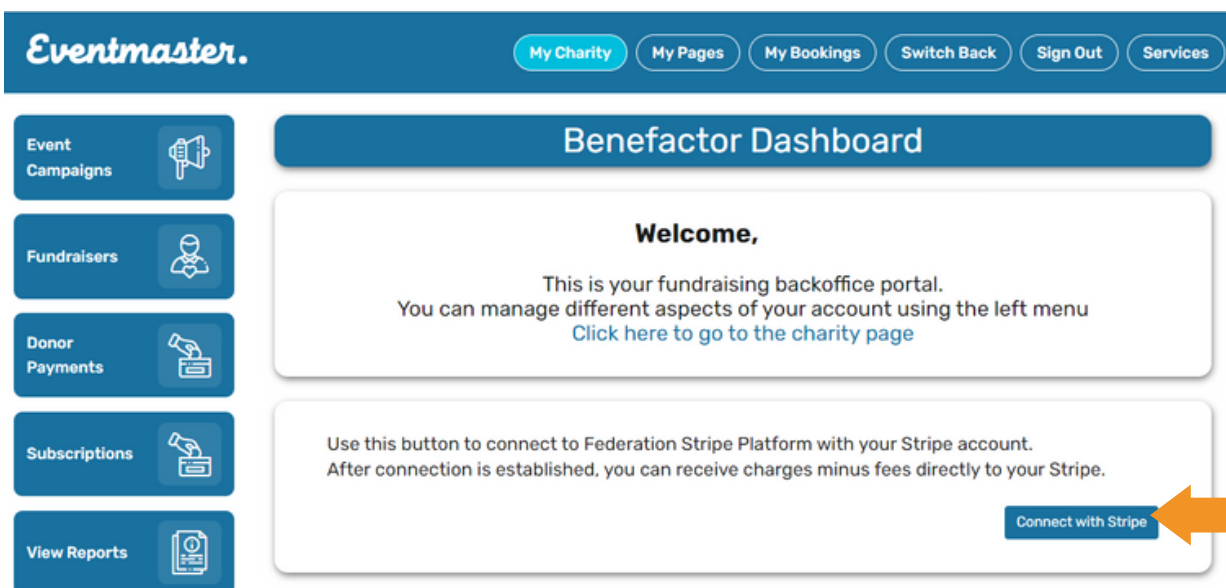
Benefactor Setup Form

*Organisation Name:	<input type="text" value="CLUB 123"/>
Organisation type:	<input type="text" value="CLUB"/>
TRN Number:	<input type="text"/>
*Contact Name:	<input type="text" value="Joe Bloggs"/>
*Contact Number:	<input type="text" value="086 1234567"/>
*Address:	<input type="text" value="CLUB 123 - Limerick"/>

Save >>



- 4** In order to receive funds you will need to connect your Stripe account by clicking the 'Connect with Stripe' button below.

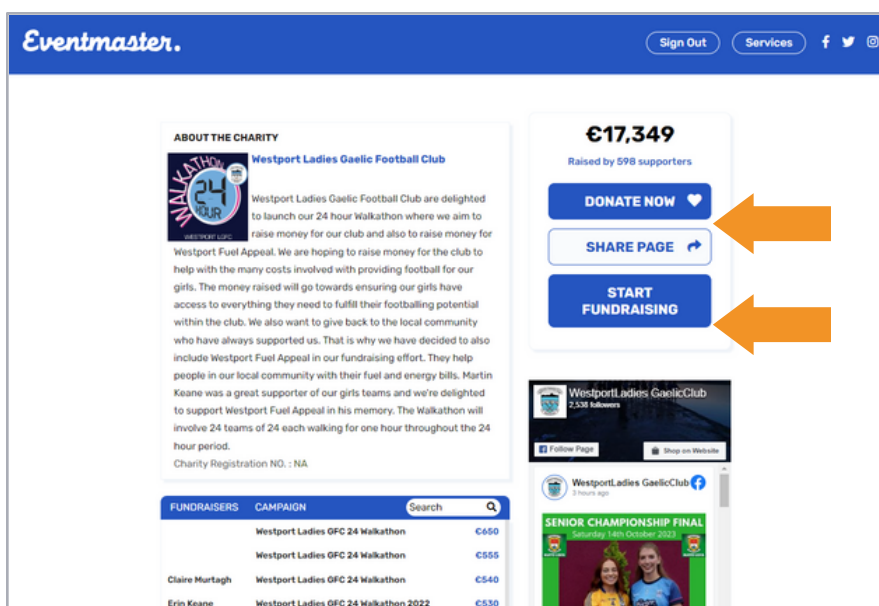


The screenshot shows the Eventmaster interface. At the top, there's a navigation bar with 'Eventmaster.' and buttons for 'My Charity', 'My Pages', 'My Bookings', 'Switch Back', 'Sign Out', and 'Services'. On the left, there's a sidebar menu with icons and labels for 'Event Campaigns', 'Fundraisers', 'Donor Payments', 'Subscriptions', and 'View Reports'. The main content area is titled 'Benefactor Dashboard' and contains a 'Welcome,' message. Below the message, there's a 'Connect with Stripe' button highlighted with an orange arrow. The text above the button reads: 'Use this button to connect to Federation Stripe Platform with your Stripe account. After connection is established, you can receive charges minus fees directly to your Stripe.'

Please note, by default your Club Chairperson, Secretary and Treasurer will only have access to the fundraising portal - for new users to be added please contact support@eventmaster.ie

Integrated Fundraising

- 5 Once your Stripe account is connected you will have access to your charity page - you can share this page online for people to start fundraising for you or donate directly.



Westport Ladies Gaelic Football Club



[Back to page](#) [Download](#)

- 6 If you would like a QR Code to put on any printed collateral please email support@eventmaster.ie

- 7 For any assistance with any custom campaign creation or other fundraising requirements please reach out to support@eventmaster.ie.

- 8 To access the fundraising portal and view reports etc, click back into the Integration Tab within the Athletics Ireland platform or click on the Services dropdown and select Fundraising.

[Club Fundraising
Functionality Overview](#)

[Detailed Support Guides
All Fundraising Features](#)